


Instructor  
Dr. Raymond Rumpf  
(915) 747-6958  
rcrumpf@utep.edu



EE 5337

## Computational Electromagnetics

Lecture #20

# PWEM Extras

◆◆ These notes may contain copyrighted material obtained under fair use rules. Distribution of these materials is strictly prohibited ◆◆

## Outline



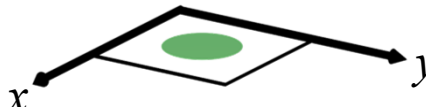
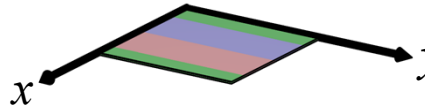
- Using 3D PWEM for 2D and 1D Analysis, and using 2D PWEM for 1D Analysis
- Visualizing the fields
- Formulation of efficient 3D PWEM
- Formulation of efficient 1D PWEM
- PWEM with anisotropic materials
- Incorporating dispersion
- Reduced Bloch mode expansion (RBME) technique
- Generalized symmetry

# Using 3D PWEM for 2D and 1D Analysis, and Using 2D PWEM for 1D Analysis

Lecture 20

Slide 3

Using 3D PWEM for 3D, 2D & 1D Analysis <b>CEM</b>		
<b>3D Analysis with 3D PWEM</b>	<b>2D Analysis with 3D PWEM</b>	<b>1D Analysis with 3D PWEM</b>
$P > 1$ along $x$ $Q > 1$ along $y$ $R > 1$ along $z$	$P > 1$ along $x$ $Q > 1$ along $y$ $R = 1$ along $z$	$P = 1$ along $x$ $Q = 1$ along $y$ $R > 1$ along $z$
Conventional 3D PWEM	The device is uniform along the $z$ -axis so $R$ can be set to 1.	The device is uniform along the $x$ - and $y$ -axes so $P$ and $Q$ can both be set to 1.
Lecture 20		Slide 4

Using 2D PWEM for 2D & 1D Analysis <span style="float: right;">CEM</span>	
<p><b>2D Analysis with 2D PWEM</b></p>  <p><math>P &gt; 1</math> along <math>x</math> <math>Q &gt; 1</math> along <math>y</math></p> <p>Conventional 2D PWEM</p>	<p><b>1D Analysis with 2D PWEM</b></p>  <p><math>P &gt; 1</math> along <math>x</math> <math>Q = 1</math> along <math>y</math></p> <p>The device is uniform along the <math>y</math>-axis so <math>Q</math> can be set to 1.</p>
Lecture 20	Slide 5

## Visualizing the Fields

## Eigen-Vectors Contain Field Information

For 2D PWEM, we solved the following eigen-value problem.

$$\left( \mathbf{K}_x \llbracket \mu_r \rrbracket^{-1} \mathbf{K}_x + \mathbf{K}_y \llbracket \mu_r \rrbracket^{-1} \mathbf{K}_y \right) \mathbf{s}_z = k_0^2 \llbracket \varepsilon_r \rrbracket \mathbf{s}_z \rightarrow \begin{array}{l} \mathbf{V} \equiv \text{eigen vectors} \\ \lambda \equiv \text{eigen values} \end{array}$$

Recall the field expansion into a plane wave basis

$$\vec{E}(\vec{r}) = \sum_{p=-\infty}^{\infty} \sum_{q=-\infty}^{\infty} \vec{S}(p,q) e^{-j\vec{k}(p,q) \cdot \vec{r}} \quad \vec{k}(p,q) = \vec{\beta} - \frac{2\pi p}{\Lambda_x} \hat{x} - \frac{2\pi q}{\Lambda_y} \hat{y}$$

$\mathbf{s}_z$  The complex amplitudes of the plane waves are stored in the elements of the eigen-vectors.

Lecture 20

Slide 7

## Rearrange Terms

The field expansion is

$$\vec{E}(\vec{r}) = \sum_{p=-\infty}^{\infty} \sum_{q=-\infty}^{\infty} \vec{S}(p,q) e^{-j\vec{k}(p,q) \cdot \vec{r}} \quad \vec{k}(p,q) = \vec{\beta} - \frac{2\pi p}{\Lambda_x} \hat{x} - \frac{2\pi q}{\Lambda_y} \hat{y}$$

We substitute in the expression for  $\vec{k}(p,q)$  and factor out  $e^{-j\vec{\beta} \cdot \vec{r}}$ .

$$\vec{E}(\vec{r}) = e^{-j\vec{\beta} \cdot \vec{r}} \underbrace{\sum_{p=-\infty}^{\infty} \sum_{q=-\infty}^{\infty} \vec{S}(p,q) e^{j \left( \frac{2\pi p}{\Lambda_x} \hat{x} + \frac{2\pi q}{\Lambda_y} \hat{y} \right) \cdot \vec{r}}}_{\text{This is just an inverse 2D FFT.}}$$


We can now write the electric field expression as

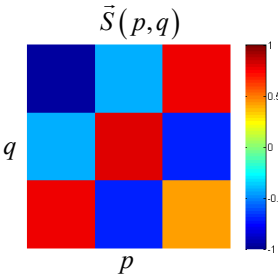
$$\vec{E}(\vec{r}) = e^{-j\vec{\beta} \cdot \vec{r}} \text{FFT}^{-1} \left[ \vec{S}(p,q) \right]$$

Lecture 20

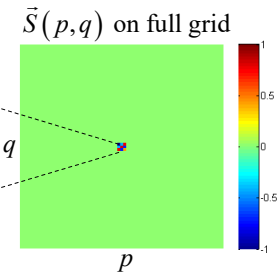
Slide 8

## Visualizing the Data






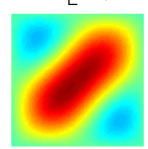
$\vec{S}(p,q)$



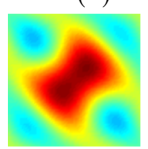
$\vec{S}(p,q)$  on full grid



$e^{-j\beta \cdot \vec{r}}$




$\text{FFT}^{-1}[\vec{S}(p,q)]$



$\vec{E}(\vec{r})$

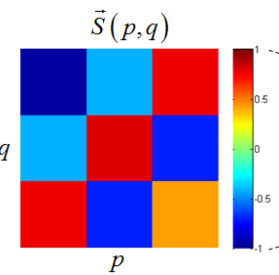
Lecture 20 Slide 9

## Procedure (1 of 2)

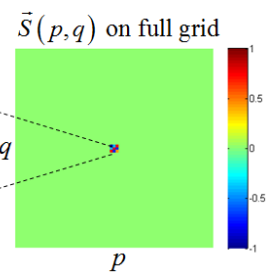


Step 1 – Extract eigen-vector and reshape

Step 2 – Insert Fourier coefficients into large grid.



$\vec{S}(p,q)$



$\vec{S}(p,q)$  on full grid

```

s = V(:,m);
s = reshape(s,P,Q);
        
```


```

nxc = ceil(Nx/2);
nx1 = nxc - floor(P/2);
nx2 = nxc + floor(P/2);
nyc = ceil(Ny/2);
ny1 = nyc - floor(Q/2);
ny2 = nyc + floor(Q/2);

sf = zeros(Nx,Ny);
sf(nx1:nx2,ny1:ny2) = s;
        
```

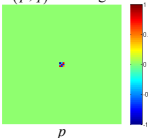
Lecture 20 Slide 10

Procedure (2 of 2)



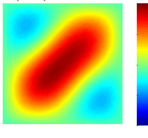
Step 3 – Calculate inverse FFT of  $\vec{S}(p, q)$ .

$\vec{S}(p, q)$  on full grid



→

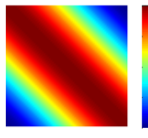
$\vec{A}(x, y)$  on full grid



```
az = ifft2(fftshift(sf));
az = az/max(abs(az(:)));
```

Step 4 – Calculate phase term.

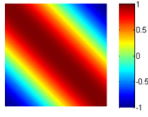
$e^{-j\vec{\beta} \cdot \vec{r}}$



```
phase = exp(-1i*(beta(1)*X + beta(2)*Y));
```

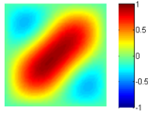
Step 5 – Calculate overall field.

$e^{-j\vec{\beta} \cdot \vec{r}}$



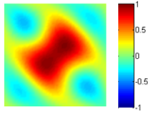
\*

$\text{FFT}^{-1}[\vec{S}(p, q)]$



=

$\vec{E}(\vec{r})$



$Ez = \text{phase}.*\text{az};$

Lecture 20
Slide 11

# Formulation of Efficient 3D Plane Wave Expansion Method

Lecture 20
Slide 12

## Notation



Unbolded letters are scalar quantities.

$$a = 1.678$$

Bold capital letters are matrices, usually square matrices.

$$\mathbf{A} = \begin{bmatrix} a_{11} & a_{12} & \dots & a_{1N} \\ a_{21} & a_{22} & \dots & a_{2N} \\ \vdots & \vdots & \ddots & \vdots \\ a_{M1} & a_{M2} & \dots & a_{MN} \end{bmatrix}$$

Bold lower-case letters are column vectors.

$$\mathbf{x} = \begin{bmatrix} x_1 \\ x_2 \\ \vdots \\ x_M \end{bmatrix}$$

Bold lower-case letters with a vector sign are column vectors of column vectors.

$$\vec{\mathbf{e}} = \begin{bmatrix} \mathbf{e}_x \\ \mathbf{e}_y \\ \mathbf{e}_z \end{bmatrix} \quad \vec{\mathbf{a}} = \begin{bmatrix} \mathbf{a}_x \\ \mathbf{a}_y \end{bmatrix}$$

Lecture 20

Slide 13

## Vector-Matrix Operations



### Definitions

$\mathbf{A}_x \equiv$  diagonal matrix containing  $x$  components of  $\vec{\mathbf{A}}$

$\mathbf{A}_y \equiv$  diagonal matrix containing  $y$  components of  $\vec{\mathbf{A}}$

$\mathbf{A}_z \equiv$  diagonal matrix containing  $z$  components of  $\vec{\mathbf{A}}$

$$\mathbf{A}_i = \begin{bmatrix} A_{i1} & & & 0 \\ & A_{i2} & & \\ & & \ddots & \\ 0 & & & A_{iN} \end{bmatrix} \quad \vec{\mathbf{A}} = \begin{bmatrix} \mathbf{A}_x \\ \mathbf{A}_y \\ \mathbf{A}_z \end{bmatrix}$$

### Vector-Matrix Operations

$$|\vec{\mathbf{A}}| = \sqrt{\mathbf{A}_x^2 + \mathbf{A}_y^2 + \mathbf{A}_z^2}$$

$$[\vec{\mathbf{A}} \bullet] = [\mathbf{A}_x \quad \mathbf{A}_y \quad \mathbf{A}_z]$$

$$[\vec{\mathbf{A}} \times] = \begin{bmatrix} \mathbf{0} & -\mathbf{A}_z & \mathbf{A}_y \\ \mathbf{A}_z & \mathbf{0} & -\mathbf{A}_x \\ -\mathbf{A}_y & \mathbf{A}_x & \mathbf{0} \end{bmatrix}$$

$$[\vec{\mathbf{A}} \bullet] \vec{\mathbf{B}} \neq [\vec{\mathbf{B}} \bullet] \vec{\mathbf{A}} \quad \text{Unless } \mathbf{A}_x, \mathbf{A}_y, \mathbf{A}_z, \mathbf{B}_x, \mathbf{B}_y, \text{ and } \mathbf{B}_z \text{ are all diagonal.}$$

$$[\vec{\mathbf{A}} \times] \vec{\mathbf{B}} \neq -[\vec{\mathbf{B}} \times] \vec{\mathbf{A}} \quad \text{Unless } \mathbf{A}_x, \mathbf{A}_y, \mathbf{A}_z, \mathbf{B}_x, \mathbf{B}_y, \text{ and } \mathbf{B}_z \text{ are all diagonal.}$$

In our formulation, only  $[\boldsymbol{\epsilon}_i]$  and  $[\boldsymbol{\mu}_i]$  are not diagonal matrices.

Lecture 20

Slide 14

## Expand the Field Into Two Orthogonal Polarizations

We write the field as the sum of two orthogonal polarizations.

$$\vec{s} = \hat{\mathbf{P}}_1 \mathbf{s}_1 + \hat{\mathbf{P}}_2 \mathbf{s}_2$$

Two polarization vectors are chosen for each spatial harmonic in the plane wave expansion. These must be orthogonal to the direction of the harmonic. If these are chosen correctly, the following equations will be satisfied.

$$\hat{\mathbf{P}}_1 \times \hat{\mathbf{P}}_2 = \frac{\vec{k}}{|\vec{k}|} \rightarrow [\hat{\mathbf{P}}_1 \times] \hat{\mathbf{P}}_2 = \vec{\mathbf{K}} |\vec{\mathbf{K}}|^{-1}$$

$$\frac{\vec{k}}{|\vec{k}|} \times \hat{\mathbf{P}}_1 = \hat{\mathbf{P}}_2 \rightarrow [\vec{\mathbf{K}} \times] \hat{\mathbf{P}}_1 = \hat{\mathbf{P}}_2 |\vec{\mathbf{K}}|$$

$$\frac{\vec{k}}{|\vec{k}|} \times \hat{\mathbf{P}}_2 = -\hat{\mathbf{P}}_1 \rightarrow [\vec{\mathbf{K}} \times] \hat{\mathbf{P}}_2 = -\hat{\mathbf{P}}_1 |\vec{\mathbf{K}}|$$

Lecture 20

Slide 15

## Recipe for Calculating Orthogonal Polarization Vectors

Given the wave vector of the  $i^{\text{th}}$  spatial harmonic

$$\vec{k}_i = k_{x,i} \hat{\mathbf{a}}_x + k_{y,i} \hat{\mathbf{a}}_y + k_{z,i} \hat{\mathbf{a}}_z$$

We construct another vector that is in a different direction than  $\vec{k}_i$ .

$$\vec{v}_i = 4k_{y,i} \hat{\mathbf{a}}_x + 2k_{z,i} \hat{\mathbf{a}}_y + 3k_{x,i} \hat{\mathbf{a}}_z$$

We can now calculate two vectors that are perpendicular to the wave vector.

$$\hat{\mathbf{p}}_{1,i} = \frac{\vec{k}_i \times \vec{v}_i}{|\vec{k}_i \times \vec{v}_i|}$$

$$\hat{\mathbf{p}}_{2,i} = \frac{\vec{k}_i \times \hat{\mathbf{p}}_{1,i}}{|\vec{k}_i \times \hat{\mathbf{p}}_{1,i}|}$$

Any choice of  $\hat{\mathbf{p}}_{1,i}$  and  $\hat{\mathbf{p}}_{2,i}$  can be used as long as  $\hat{\mathbf{p}}_{1,i} \perp \hat{\mathbf{p}}_{2,i} \perp \vec{k}_i$ .

Perhaps there exists a better choice than described here.

Lecture 20

Slide 16



## Wave Equation with Polarization Expansion



We substitute the polarization expansion into our matrix wave equation.

$$[\vec{\mathbf{K}} \times][[\mu_r]]^{-1}[\vec{\mathbf{K}} \times] \vec{\mathbf{s}} = -k_0^2 [[\epsilon_r]] \vec{\mathbf{s}}$$

$$[\vec{\mathbf{K}} \times][[\mu_r]]^{-1}[\vec{\mathbf{K}} \times](\hat{\mathbf{P}}_1 \mathbf{s}_1 + \hat{\mathbf{P}}_2 \mathbf{s}_2) = -k_0^2 [[\epsilon_r]](\hat{\mathbf{P}}_1 \mathbf{s}_1 + \hat{\mathbf{P}}_2 \mathbf{s}_2)$$

Lecture 20

Slide 17

## Projecting a Vector-Matrix Equation Onto Two Orthogonal Polarizations



We can project one vector-matrix onto another using

$$\text{Proj } \vec{a} \text{ onto } \vec{b} = \frac{\vec{a} \cdot \vec{b}}{|\vec{b}|^2} \vec{b}$$

$$|\text{Proj } \vec{a} \text{ onto } \vec{b}| = \frac{\vec{a} \cdot \vec{b}}{|\vec{b}|} \rightarrow \langle \vec{a} \rangle_{\vec{b}} = |\vec{b}|^{-1} [\vec{b} \cdot] \vec{a}$$

Using this equation, we can project both sides of a vector-matrix equation onto our two orthogonal polarizations to get two separate equations.

$$\mathbf{A}\vec{x} = \mathbf{B}\vec{y}$$

} One 3x3 matrix equation

$$\langle \mathbf{A}\vec{x} \rangle_{\hat{\mathbf{P}}_1} = \langle \mathbf{B}\vec{y} \rangle_{\hat{\mathbf{P}}_1} \rightarrow [\hat{\mathbf{P}}_1 \cdot] \mathbf{A}\vec{x} = [\hat{\mathbf{P}}_1 \cdot] \mathbf{B}\vec{y}$$

$$\langle \mathbf{A}\vec{x} \rangle_{\hat{\mathbf{P}}_2} = \langle \mathbf{B}\vec{y} \rangle_{\hat{\mathbf{P}}_2} \rightarrow [\hat{\mathbf{P}}_2 \cdot] \mathbf{A}\vec{x} = [\hat{\mathbf{P}}_2 \cdot] \mathbf{B}\vec{y}$$

} Two 1x1 matrix equations

Note:

$$|\hat{\mathbf{P}}_1|^{-1} = |\hat{\mathbf{P}}_2|^{-1} = \mathbf{I}$$

Lecture 20

Slide 18

## Project Our Vector-Matrix Equation Onto Two Orthogonal Polarizations

We apply the results from the last slide to our vector-matrix equation.

$$[\vec{\mathbf{K}} \times][[\mu_r]]^{-1}[\vec{\mathbf{K}} \times](\hat{\mathbf{P}}_1 \mathbf{s}_1 + \hat{\mathbf{P}}_2 \mathbf{s}_2) = -k_0^2 [[\epsilon_r]](\hat{\mathbf{P}}_1 \mathbf{s}_1 + \hat{\mathbf{P}}_2 \mathbf{s}_2)$$



Project onto  $\hat{\mathbf{P}}_1$

$$[\hat{\mathbf{P}}_1 \cdot][\vec{\mathbf{K}} \times][[\mu_r]]^{-1}[\vec{\mathbf{K}} \times](\hat{\mathbf{P}}_1 \mathbf{s}_1 + \hat{\mathbf{P}}_2 \mathbf{s}_2) = -k_0^2 [\hat{\mathbf{P}}_1 \cdot][[\epsilon_r]](\hat{\mathbf{P}}_1 \mathbf{s}_1 + \hat{\mathbf{P}}_2 \mathbf{s}_2)$$

Project onto  $\hat{\mathbf{P}}_2$

$$[\hat{\mathbf{P}}_2 \cdot][\vec{\mathbf{K}} \times][[\mu_r]]^{-1}[\vec{\mathbf{K}} \times](\hat{\mathbf{P}}_1 \mathbf{s}_1 + \hat{\mathbf{P}}_2 \mathbf{s}_2) = -k_0^2 [\hat{\mathbf{P}}_2 \cdot][[\epsilon_r]](\hat{\mathbf{P}}_1 \mathbf{s}_1 + \hat{\mathbf{P}}_2 \mathbf{s}_2)$$

We now have two matrix equations.

Lecture 20

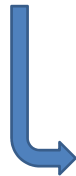
Slide 19

## 2x2 Block Matrix Form

We can put our two previous equations into block matrix form as follows.

$$[\hat{\mathbf{P}}_1 \cdot][\vec{\mathbf{K}} \times][[\mu_r]]^{-1}[\vec{\mathbf{K}} \times](\hat{\mathbf{P}}_1 \mathbf{s}_1 + \hat{\mathbf{P}}_2 \mathbf{s}_2) = -k_0^2 [\hat{\mathbf{P}}_1 \cdot][[\epsilon_r]](\hat{\mathbf{P}}_1 \mathbf{s}_1 + \hat{\mathbf{P}}_2 \mathbf{s}_2)$$

$$[\hat{\mathbf{P}}_2 \cdot][\vec{\mathbf{K}} \times][[\mu_r]]^{-1}[\vec{\mathbf{K}} \times](\hat{\mathbf{P}}_1 \mathbf{s}_1 + \hat{\mathbf{P}}_2 \mathbf{s}_2) = -k_0^2 [\hat{\mathbf{P}}_2 \cdot][[\epsilon_r]](\hat{\mathbf{P}}_1 \mathbf{s}_1 + \hat{\mathbf{P}}_2 \mathbf{s}_2)$$



$$\begin{bmatrix} [\hat{\mathbf{P}}_1 \cdot][\vec{\mathbf{K}} \times][[\mu_r]]^{-1}[\vec{\mathbf{K}} \times] \hat{\mathbf{P}}_1 & [\hat{\mathbf{P}}_1 \cdot][\vec{\mathbf{K}} \times][[\mu_r]]^{-1}[\vec{\mathbf{K}} \times] \hat{\mathbf{P}}_2 \\ [\hat{\mathbf{P}}_2 \cdot][\vec{\mathbf{K}} \times][[\mu_r]]^{-1}[\vec{\mathbf{K}} \times] \hat{\mathbf{P}}_1 & [\hat{\mathbf{P}}_2 \cdot][\vec{\mathbf{K}} \times][[\mu_r]]^{-1}[\vec{\mathbf{K}} \times] \hat{\mathbf{P}}_2 \end{bmatrix} \begin{bmatrix} \mathbf{s}_1 \\ \mathbf{s}_2 \end{bmatrix} \\ = -k_0^2 \begin{bmatrix} [\hat{\mathbf{P}}_1 \cdot][[\epsilon_r]] \hat{\mathbf{P}}_1 & [\hat{\mathbf{P}}_1 \cdot][[\epsilon_r]] \hat{\mathbf{P}}_2 \\ [\hat{\mathbf{P}}_2 \cdot][[\epsilon_r]] \hat{\mathbf{P}}_1 & [\hat{\mathbf{P}}_2 \cdot][[\epsilon_r]] \hat{\mathbf{P}}_2 \end{bmatrix} \begin{bmatrix} \mathbf{s}_1 \\ \mathbf{s}_2 \end{bmatrix}$$

This is a 2x2 generalized eigen-value problem. It is smaller than the 3x3 generalized eigen-value problem that we derived previously.

Lecture 20

Slide 20

## Final Form of Generalized Eigen-Value Problems



### Reduced Eigen-Value Problem for Electric Fields

$$\mathbf{A} \begin{bmatrix} \mathbf{s}_1 \\ \mathbf{s}_2 \end{bmatrix} = -k_0^2 \mathbf{B} \begin{bmatrix} \mathbf{s}_1 \\ \mathbf{s}_2 \end{bmatrix} \quad \mathbf{A} = \begin{bmatrix} [\hat{\mathbf{P}}_1 \cdot] [\bar{\mathbf{K}} \times] [[\mu_r]]^{-1} [\bar{\mathbf{K}} \times] \hat{\mathbf{P}}_1 & [\hat{\mathbf{P}}_1 \cdot] [\bar{\mathbf{K}} \times] [[\mu_r]]^{-1} [\bar{\mathbf{K}} \times] \hat{\mathbf{P}}_2 \\ [\hat{\mathbf{P}}_2 \cdot] [\bar{\mathbf{K}} \times] [[\mu_r]]^{-1} [\bar{\mathbf{K}} \times] \hat{\mathbf{P}}_1 & [\hat{\mathbf{P}}_2 \cdot] [\bar{\mathbf{K}} \times] [[\mu_r]]^{-1} [\bar{\mathbf{K}} \times] \hat{\mathbf{P}}_2 \end{bmatrix}$$

$$\mathbf{B} = \begin{bmatrix} [\hat{\mathbf{P}}_1 \cdot] [[\epsilon_r]] \hat{\mathbf{P}}_1 & [\hat{\mathbf{P}}_1 \cdot] [[\epsilon_r]] \hat{\mathbf{P}}_2 \\ [\hat{\mathbf{P}}_2 \cdot] [[\epsilon_r]] \hat{\mathbf{P}}_1 & [\hat{\mathbf{P}}_2 \cdot] [[\epsilon_r]] \hat{\mathbf{P}}_2 \end{bmatrix}$$

### Reduced Eigen-Value Problem for Magnetic Fields

$$\mathbf{A} \begin{bmatrix} \mathbf{u}_1 \\ \mathbf{u}_2 \end{bmatrix} = -k_0^2 \mathbf{B} \begin{bmatrix} \mathbf{u}_1 \\ \mathbf{u}_2 \end{bmatrix} \quad \mathbf{A} = \begin{bmatrix} [\hat{\mathbf{P}}_1 \cdot] [\bar{\mathbf{K}} \times] [[\epsilon_r]]^{-1} [\bar{\mathbf{K}} \times] \hat{\mathbf{P}}_1 & [\hat{\mathbf{P}}_1 \cdot] [\bar{\mathbf{K}} \times] [[\epsilon_r]]^{-1} [\bar{\mathbf{K}} \times] \hat{\mathbf{P}}_2 \\ [\hat{\mathbf{P}}_2 \cdot] [\bar{\mathbf{K}} \times] [[\epsilon_r]]^{-1} [\bar{\mathbf{K}} \times] \hat{\mathbf{P}}_1 & [\hat{\mathbf{P}}_2 \cdot] [\bar{\mathbf{K}} \times] [[\epsilon_r]]^{-1} [\bar{\mathbf{K}} \times] \hat{\mathbf{P}}_2 \end{bmatrix}$$

$$\mathbf{B} = \begin{bmatrix} [\hat{\mathbf{P}}_1 \cdot] [[\mu_r]] \hat{\mathbf{P}}_1 & [\hat{\mathbf{P}}_1 \cdot] [[\mu_r]] \hat{\mathbf{P}}_2 \\ [\hat{\mathbf{P}}_2 \cdot] [[\mu_r]] \hat{\mathbf{P}}_1 & [\hat{\mathbf{P}}_2 \cdot] [[\mu_r]] \hat{\mathbf{P}}_2 \end{bmatrix}$$

Note that both of these eigen-value problems are valid for general anisotropic media.

Lecture 20

Slide 21

## Generalized Eigen-Value Problem with NO MAGNETIC RESPONSE



### Generalized Eigen-Value Problem for Electric Fields

$$\mathbf{A} \begin{bmatrix} \mathbf{s}_1 \\ \mathbf{s}_2 \end{bmatrix} = -k_0^2 \mathbf{B} \begin{bmatrix} \mathbf{s}_1 \\ \mathbf{s}_2 \end{bmatrix} \quad \mathbf{A} = \begin{bmatrix} [\hat{\mathbf{P}}_1 \cdot] [\bar{\mathbf{K}} \times]^2 \hat{\mathbf{P}}_1 & [\hat{\mathbf{P}}_1 \cdot] [\bar{\mathbf{K}} \times]^2 \hat{\mathbf{P}}_2 \\ [\hat{\mathbf{P}}_2 \cdot] [\bar{\mathbf{K}} \times]^2 \hat{\mathbf{P}}_1 & [\hat{\mathbf{P}}_2 \cdot] [\bar{\mathbf{K}} \times]^2 \hat{\mathbf{P}}_2 \end{bmatrix}$$

$$\mathbf{B} = \begin{bmatrix} [\hat{\mathbf{P}}_1 \cdot] [[\epsilon_r]] \hat{\mathbf{P}}_1 & [\hat{\mathbf{P}}_1 \cdot] [[\epsilon_r]] \hat{\mathbf{P}}_2 \\ [\hat{\mathbf{P}}_2 \cdot] [[\epsilon_r]] \hat{\mathbf{P}}_1 & [\hat{\mathbf{P}}_2 \cdot] [[\epsilon_r]] \hat{\mathbf{P}}_2 \end{bmatrix}$$

### Ordinary Eigen-Value Problem for Magnetic Fields

$$\mathbf{A} \begin{bmatrix} \mathbf{u}_1 \\ \mathbf{u}_2 \end{bmatrix} = -k_0^2 \begin{bmatrix} \mathbf{u}_1 \\ \mathbf{u}_2 \end{bmatrix} \quad \mathbf{A} = \begin{bmatrix} [\hat{\mathbf{P}}_1 \cdot] [\bar{\mathbf{K}} \times] [[\epsilon_r]]^{-1} [\bar{\mathbf{K}} \times] \hat{\mathbf{P}}_1 & [\hat{\mathbf{P}}_1 \cdot] [\bar{\mathbf{K}} \times] [[\epsilon_r]]^{-1} [\bar{\mathbf{K}} \times] \hat{\mathbf{P}}_2 \\ [\hat{\mathbf{P}}_2 \cdot] [\bar{\mathbf{K}} \times] [[\epsilon_r]]^{-1} [\bar{\mathbf{K}} \times] \hat{\mathbf{P}}_1 & [\hat{\mathbf{P}}_2 \cdot] [\bar{\mathbf{K}} \times] [[\epsilon_r]]^{-1} [\bar{\mathbf{K}} \times] \hat{\mathbf{P}}_2 \end{bmatrix}$$

This is the most common formulation because it is an ordinary eigen-value problem.

Note that both of these eigen-value problems are valid for general anisotropic media.

Lecture 20

Slide 22

## Recovering $\vec{s}$ from $s_1$ and $s_2$



The generalized eigen-value problem for the electric fields is

$$\mathbf{A} \begin{bmatrix} s_1 \\ s_2 \end{bmatrix} = -k_0^2 \mathbf{B} \begin{bmatrix} s_1 \\ s_2 \end{bmatrix}$$

Let the eigen-vector and eigen-value matrices be

$$\mathbf{A} \begin{bmatrix} s_1 \\ s_2 \end{bmatrix} = -k_0^2 \mathbf{B} \begin{bmatrix} s_1 \\ s_2 \end{bmatrix} \quad \rightarrow \quad \begin{array}{l} \mathbf{W} \equiv \text{eigen-vector matrix} \\ \lambda \equiv \text{eigen-value matrix} \end{array}$$

If we extract a single eigen-mode,  $\mathbf{w}_i$  and  $\lambda_i$ , we have

$$\mathbf{w}_i = \begin{bmatrix} s_{i1} \\ s_{i2} \end{bmatrix}$$

Recall that  $\vec{s} = \hat{\mathbf{P}}_1 s_1 + \hat{\mathbf{P}}_2 s_2$ . Therefore,

$$\vec{s}_i = \hat{\mathbf{P}}_1 s_{i1} + \hat{\mathbf{P}}_2 s_{i2} = \begin{bmatrix} \hat{\mathbf{P}}_1 & \hat{\mathbf{P}}_2 \end{bmatrix} \begin{bmatrix} s_{i1} \\ s_{i2} \end{bmatrix} = \begin{bmatrix} \hat{\mathbf{P}}_1 & \hat{\mathbf{P}}_2 \end{bmatrix} \mathbf{w}_i = \begin{bmatrix} s_x \\ s_y \\ s_z \end{bmatrix}$$

These terms are now independent of the chosen polarization vectors.

Lecture 20

Slide 23

# Formulation of Efficient 1D Plane Wave Expansion Method

Lecture 20

Slide 24

## Reduction to One Dimension



For the 1D devices where propagation is only in the  $z$ -direction, the wave has no wave vector components in the  $x$  and  $y$  directions.

$$\mathbf{K}_x = \mathbf{0} \quad \text{and} \quad \mathbf{K}_y = \mathbf{0}$$

Maxwell's equations reduce to

$$\begin{aligned} -\mathbf{K}_z \mathbf{u}_y &= jk_0 \llbracket \varepsilon_{xx} \rrbracket \mathbf{s}_x & -\mathbf{K}_z \mathbf{s}_y &= jk_0 \llbracket \mu_{xx} \rrbracket \mathbf{u}_x \\ \mathbf{K}_z \mathbf{u}_x &= jk_0 \llbracket \varepsilon_{yy} \rrbracket \mathbf{s}_y & \mathbf{K}_z \mathbf{s}_x &= jk_0 \llbracket \mu_{yy} \rrbracket \mathbf{u}_y \\ \mathbf{0} &= jk_0 \llbracket \varepsilon_{zz} \rrbracket \mathbf{s}_z & \mathbf{0} &= jk_0 \llbracket \mu_{zz} \rrbracket \mathbf{u}_z \end{aligned}$$

Immediately, we see that

$$\mathbf{s}_z = \mathbf{0} \qquad \mathbf{u}_z = \mathbf{0}$$

The field will have no components in the longitudinal direction  $z$ .

Lecture 20

Slide 25

## Two Modes



Maxwell's equations have again decoupled into two distinct sets of equations.

$$\begin{aligned} -\mathbf{K}_z \mathbf{u}_y &= jk_0 \llbracket \varepsilon_{xx} \rrbracket \mathbf{s}_x & -\mathbf{K}_z \mathbf{s}_y &= jk_0 \llbracket \mu_{xx} \rrbracket \mathbf{u}_x \\ \mathbf{K}_z \mathbf{u}_x &= jk_0 \llbracket \varepsilon_{yy} \rrbracket \mathbf{s}_y & \mathbf{K}_z \mathbf{s}_x &= jk_0 \llbracket \mu_{yy} \rrbracket \mathbf{u}_y \\ \mathbf{0} &= jk_0 \llbracket \varepsilon_{zz} \rrbracket \mathbf{s}_z & \mathbf{0} &= jk_0 \llbracket \mu_{zz} \rrbracket \mathbf{u}_z \end{aligned}$$

$E_x$  Mode

$$\begin{aligned} -\mathbf{K}_z \mathbf{u}_y &= jk_0 \llbracket \varepsilon_{xx} \rrbracket \mathbf{s}_x \\ \mathbf{K}_z \mathbf{s}_x &= jk_0 \llbracket \mu_{yy} \rrbracket \mathbf{u}_y \end{aligned}$$

$E_y$  Mode

$$\begin{aligned} \mathbf{K}_z \mathbf{u}_x &= jk_0 \llbracket \varepsilon_{yy} \rrbracket \mathbf{s}_y \\ -\mathbf{K}_z \mathbf{s}_y &= jk_0 \llbracket \mu_{xx} \rrbracket \mathbf{u}_x \end{aligned}$$

Lecture 20

Slide 26

## Final Eigen-Value Problems



We can substitute one equation into the other to derive two eigen-value problems.

Ex Mode

$$\mathbf{K}_z \boldsymbol{\mu}_{yy}^{-1} \mathbf{K}_z \mathbf{s}_x = k_0^2 \left[ \boldsymbol{\varepsilon}_{xx} \right] \mathbf{s}_x$$

$$\mathbf{u}_y = \frac{1}{jk_0} \left[ \boldsymbol{\mu}_{yy} \right]^{-1} \mathbf{K}_z \mathbf{s}_x$$

or

$$\mathbf{K}_z \boldsymbol{\varepsilon}_{xx}^{-1} \mathbf{K}_z \mathbf{u}_y = k_0^2 \left[ \boldsymbol{\mu}_{yy} \right] \mathbf{u}_y$$

$$\mathbf{s}_x = -\frac{1}{jk_0} \left[ \boldsymbol{\varepsilon}_{xx} \right]^{-1} \mathbf{K}_z \mathbf{u}_y$$

Ey Mode

$$\mathbf{K}_z \boldsymbol{\mu}_{xx}^{-1} \mathbf{K}_z \mathbf{s}_y = k_0^2 \left[ \boldsymbol{\varepsilon}_{yy} \right] \mathbf{s}_y$$

$$\mathbf{u}_x = -\frac{1}{jk_0} \left[ \boldsymbol{\mu}_{xx} \right]^{-1} \mathbf{K}_z \mathbf{s}_y$$

or

$$\mathbf{K}_z \boldsymbol{\varepsilon}_{yy}^{-1} \mathbf{K}_z \mathbf{u}_x = k_0^2 \left[ \boldsymbol{\mu}_{xx} \right] \mathbf{u}_x$$

$$\mathbf{s}_y = \frac{1}{jk_0} \left[ \boldsymbol{\varepsilon}_{yy} \right]^{-1} \mathbf{K}_z \mathbf{u}_x$$

Lecture 20

Slide 27

## PWEM with Fully Anisotropic Materials

Lecture 20

Slide 28

## Anisotropic 3D PWEM



The matrix equations derived for 3D PWEM are valid for fully anisotropic materials. In the anisotropic case, however, the material tensors become block matrices composed of convolution matrices for each tensor element individually.

$$\begin{bmatrix} \llbracket \epsilon_r \rrbracket \end{matrix} = \begin{bmatrix} \llbracket \epsilon_{xx} \rrbracket & \llbracket \epsilon_{xy} \rrbracket & \llbracket \epsilon_{xz} \rrbracket \\ \llbracket \epsilon_{yx} \rrbracket & \llbracket \epsilon_{yy} \rrbracket & \llbracket \epsilon_{yz} \rrbracket \\ \llbracket \epsilon_{zx} \rrbracket & \llbracket \epsilon_{zy} \rrbracket & \llbracket \epsilon_{zz} \rrbracket \end{bmatrix}$$

$$\llbracket \mu_r \rrbracket = \begin{bmatrix} \llbracket \mu_{xx} \rrbracket & \llbracket \mu_{xy} \rrbracket & \llbracket \mu_{xz} \rrbracket \\ \llbracket \mu_{yx} \rrbracket & \llbracket \mu_{yy} \rrbracket & \llbracket \mu_{yz} \rrbracket \\ \llbracket \mu_{zx} \rrbracket & \llbracket \mu_{zy} \rrbracket & \llbracket \mu_{zz} \rrbracket \end{bmatrix}$$


Lecture 20

Slide 29

## Anisotropic 2D PWEM



In general, all field components remain coupled in anisotropic media. Since Maxwell's equations will not simplify in this case, there is almost no numerical advantage to developing a 2D PWEM for anisotropic media. Instead, use your anisotropic 3D PWEM for 2D problems by using only one spatial harmonic in the uniform direction.



$P \equiv \#$  harmonics along  $x$   
 $Q \equiv \#$  harmonics along  $y$   
 $R \equiv \#$  harmonics along  $z$

In this case, you would set  $R = 1$ .

Lecture 20

Slide 30

# Incorporating Dispersion

Lecture 20

Slide 31

## Techniques for Incorporating Dispersion

1. Iterative PWEM
  - Can only handle one frequency at a time.
2. Do not use  $k_0$  as the eigen-value

Lecture 20

Slide 32



## Alternate 2D-PWEM Formulation (1 of 5)

Recall our starting point for E and H modes

E-Mode

$$\begin{aligned}\mathbf{K}_x \mathbf{u}_y - \mathbf{K}_y \mathbf{u}_x &= jk_0 \llbracket \varepsilon_{zz} \rrbracket \mathbf{s}_z \\ \mathbf{K}_y \mathbf{s}_z &= jk_0 \llbracket \mu_{xx} \rrbracket \mathbf{u}_x \\ -\mathbf{K}_x \mathbf{s}_z &= jk_0 \llbracket \mu_{yy} \rrbracket \mathbf{u}_y\end{aligned}$$

H-Mode

$$\begin{aligned}\mathbf{K}_x \mathbf{s}_y - \mathbf{K}_y \mathbf{s}_x &= jk_0 \llbracket \mu_{zz} \rrbracket \mathbf{u}_z \\ \mathbf{K}_y \mathbf{u}_z &= jk_0 \llbracket \varepsilon_{xx} \rrbracket \mathbf{s}_x \\ -\mathbf{K}_x \mathbf{u}_z &= jk_0 \llbracket \varepsilon_{yy} \rrbracket \mathbf{s}_y\end{aligned}$$

We will choose  $\beta_y$  as our eigen-value instead of  $k_0$ .

E-Mode

$$\begin{aligned}(\beta_x \mathbf{I} - \mathbf{G}_x) \mathbf{u}_y - (\beta_y \mathbf{I} - \mathbf{G}_y) \mathbf{u}_x &= jk_0 \llbracket \varepsilon_{zz} \rrbracket \mathbf{s}_z \\ (\beta_y \mathbf{I} - \mathbf{G}_y) \mathbf{s}_z &= jk_0 \llbracket \mu_{xx} \rrbracket \mathbf{u}_x \\ -(\beta_x \mathbf{I} - \mathbf{G}_x) \mathbf{s}_z &= jk_0 \llbracket \mu_{yy} \rrbracket \mathbf{u}_y\end{aligned}$$

H-Mode

$$\begin{aligned}(\beta_x \mathbf{I} - \mathbf{G}_x) \mathbf{s}_y - (\beta_y \mathbf{I} - \mathbf{G}_y) \mathbf{s}_x &= jk_0 \llbracket \mu_{zz} \rrbracket \mathbf{u}_z \\ (\beta_y \mathbf{I} - \mathbf{G}_y) \mathbf{u}_z &= jk_0 \llbracket \varepsilon_{xx} \rrbracket \mathbf{s}_x \\ -(\beta_x \mathbf{I} - \mathbf{G}_x) \mathbf{u}_z &= jk_0 \llbracket \varepsilon_{yy} \rrbracket \mathbf{s}_y\end{aligned}$$

$\mathbf{G}_x = \mathbf{G}_x \equiv$  components of wave vector expansion

$\mathbf{G}_y = \mathbf{G}_y \equiv$  components of wave vector expansion

Lecture 20

Slide 33

## Alternate 2D-PWEM Formulation (2 of 5)

Next we normalize our wave vector terms by dividing by  $k_0$ .

$$\tilde{\mathbf{K}}_x = k_0^{-1} \mathbf{K}_x \quad \tilde{\mathbf{K}}_y = k_0^{-1} \mathbf{K}_y \quad \tilde{\mathbf{G}}_x = k_0^{-1} \mathbf{G}_x \quad \tilde{\mathbf{G}}_y = k_0^{-1} \mathbf{G}_y \quad \tilde{\beta}_x = k_0^{-1} \beta_x \quad \tilde{\beta}_y = k_0^{-1} \beta_y$$

Our governing equations can now be written as

E-Mode

$$\begin{aligned}(\tilde{\beta}_x \mathbf{I} - \tilde{\mathbf{G}}_x) \mathbf{u}_y - (\tilde{\beta}_y \mathbf{I} - \tilde{\mathbf{G}}_y) \mathbf{u}_x &= j \llbracket \varepsilon_{zz} \rrbracket \mathbf{s}_z \\ (\tilde{\beta}_y \mathbf{I} - \tilde{\mathbf{G}}_y) \mathbf{s}_z &= j \llbracket \mu_{xx} \rrbracket \mathbf{u}_x \\ -(\tilde{\beta}_x \mathbf{I} - \tilde{\mathbf{G}}_x) \mathbf{s}_z &= j \llbracket \mu_{yy} \rrbracket \mathbf{u}_y\end{aligned}$$

H-Mode

$$\begin{aligned}(\tilde{\beta}_x \mathbf{I} - \tilde{\mathbf{G}}_x) \mathbf{s}_y - (\tilde{\beta}_y \mathbf{I} - \tilde{\mathbf{G}}_y) \mathbf{s}_x &= j \llbracket \mu_{zz} \rrbracket \mathbf{u}_z \\ (\tilde{\beta}_y \mathbf{I} - \tilde{\mathbf{G}}_y) \mathbf{u}_z &= j \llbracket \varepsilon_{xx} \rrbracket \mathbf{s}_x \\ -(\tilde{\beta}_x \mathbf{I} - \tilde{\mathbf{G}}_x) \mathbf{u}_z &= j \llbracket \varepsilon_{yy} \rrbracket \mathbf{s}_y\end{aligned}$$

Lecture 20

Slide 34

## Alternate 2D-PWEM Formulation (3 of 5)

Solving for  $\mathbf{s}_y$  and  $\mathbf{u}_y$ , we get

$$\mathbf{u}_y = j \left[ \mu_{yy} \right]^{-1} (\tilde{\beta}_x \mathbf{I} - \tilde{\mathbf{G}}_x) \mathbf{s}_z$$

$$\mathbf{s}_y = j \left[ \varepsilon_{yy} \right]^{-1} (\tilde{\beta}_x \mathbf{I} - \tilde{\mathbf{G}}_x) \mathbf{u}_z$$

We eliminate these terms by substituting these expressions into our governing equations.

E-Mode

$$j (\tilde{\beta}_x \mathbf{I} - \tilde{\mathbf{G}}_x) \left[ \mu_{yy} \right]^{-1} (\tilde{\beta}_x \mathbf{I} - \tilde{\mathbf{G}}_x) \mathbf{s}_z - (\tilde{\beta}_y \mathbf{I} - \tilde{\mathbf{G}}_y) \mathbf{u}_x = j \left[ \varepsilon_{zz} \right] \mathbf{s}_z$$

$$(\tilde{\beta}_y \mathbf{I} - \tilde{\mathbf{G}}_y) \mathbf{s}_z = j \left[ \mu_{xx} \right] \mathbf{u}_x$$

H-Mode

$$j (\tilde{\beta}_x \mathbf{I} - \tilde{\mathbf{G}}_x) \left[ \varepsilon_{yy} \right]^{-1} (\tilde{\beta}_x \mathbf{I} - \tilde{\mathbf{G}}_x) \mathbf{u}_z - (\tilde{\beta}_y \mathbf{I} - \tilde{\mathbf{G}}_y) \mathbf{s}_x = j \left[ \mu_{zz} \right] \mathbf{u}_z$$

$$(\tilde{\beta}_y \mathbf{I} - \tilde{\mathbf{G}}_y) \mathbf{u}_z = j \left[ \varepsilon_{xx} \right] \mathbf{s}_x$$

Lecture 20

Slide 35

## Alternate 2D-PWEM Formulation (4 of 5)

We rearrange these equations to bring  $\beta_y$  to the right-hand side.

E-Mode

$$\tilde{\mathbf{G}}_y \mathbf{u}_x + j \left[ (\tilde{\beta}_x \mathbf{I} - \tilde{\mathbf{G}}_x) \left[ \mu_{yy} \right]^{-1} (\tilde{\beta}_x \mathbf{I} - \tilde{\mathbf{G}}_x) - \left[ \varepsilon_{zz} \right] \right] \mathbf{s}_z = \tilde{\beta}_y \mathbf{u}_x$$

$$j \left[ \mu_{xx} \right] \mathbf{u}_x + \tilde{\mathbf{G}}_y \mathbf{s}_z = \tilde{\beta}_y \mathbf{s}_z$$

H-Mode

$$\tilde{\mathbf{G}}_y \mathbf{s}_x + j \left[ (\tilde{\beta}_x \mathbf{I} - \tilde{\mathbf{G}}_x) \left[ \varepsilon_{yy} \right]^{-1} (\tilde{\beta}_x \mathbf{I} - \tilde{\mathbf{G}}_x) - \left[ \mu_{zz} \right] \right] \mathbf{u}_z = \tilde{\beta}_y \mathbf{s}_x$$

$$j \left[ \varepsilon_{xx} \right] \mathbf{s}_x + \tilde{\mathbf{G}}_y \mathbf{u}_z = \tilde{\beta}_y \mathbf{u}_z$$

Lecture 20

Slide 36

## Alternate 2D-PWEM Formulation (5 of 5) **CEM**

Finally, we write our equations in block matrix form.

### E-Mode

$$\begin{bmatrix} \tilde{\mathbf{G}}_y & j\left[(\tilde{\beta}_x \mathbf{I} - \tilde{\mathbf{G}}_x) \llbracket \mu_{yy} \rrbracket^{-1} (\tilde{\beta}_x \mathbf{I} - \tilde{\mathbf{G}}_x) - \llbracket \varepsilon_{zz} \rrbracket\right] \\ j\llbracket \mu_{xx} \rrbracket & \tilde{\mathbf{G}}_y \end{bmatrix} \begin{bmatrix} \mathbf{u}_x \\ \mathbf{s}_z \end{bmatrix} = \tilde{\beta}_y \begin{bmatrix} \mathbf{u}_x \\ \mathbf{s}_z \end{bmatrix}$$

### H-Mode

$$\begin{bmatrix} \tilde{\mathbf{G}}_y & j\left[(\tilde{\beta}_x \mathbf{I} - \tilde{\mathbf{G}}_x) \llbracket \varepsilon_{yy} \rrbracket^{-1} (\tilde{\beta}_x \mathbf{I} - \tilde{\mathbf{G}}_x) - \llbracket \mu_{zz} \rrbracket\right] \\ j\llbracket \varepsilon_{xx} \rrbracket & \tilde{\mathbf{G}}_y \end{bmatrix} \begin{bmatrix} \mathbf{s}_x \\ \mathbf{u}_z \end{bmatrix} = \tilde{\beta}_y \begin{bmatrix} \mathbf{s}_x \\ \mathbf{u}_z \end{bmatrix}$$

Lecture 20

Slide 37

## Alternate 3D-PWEM Formulation (1 of 2) **CEM**

We choose  $\beta_z$  to be the eigen-value.

$$\begin{aligned} \tilde{\mathbf{K}}_y \mathbf{u}_z - (\tilde{\beta}_z \mathbf{I} - \tilde{\mathbf{G}}_z) \mathbf{u}_y &= j \llbracket \varepsilon_{xx} \rrbracket \mathbf{s}_x & \tilde{\mathbf{K}}_y \mathbf{s}_z - (\tilde{\beta}_z \mathbf{I} - \tilde{\mathbf{G}}_z) \mathbf{s}_y &= j \llbracket \mu_{xx} \rrbracket \mathbf{u}_x \\ (\tilde{\beta}_z \mathbf{I} - \tilde{\mathbf{G}}_z) \mathbf{u}_x - \tilde{\mathbf{K}}_x \mathbf{u}_z &= j \llbracket \varepsilon_{yy} \rrbracket \mathbf{s}_y & (\tilde{\beta}_z \mathbf{I} - \tilde{\mathbf{G}}_z) \mathbf{s}_x - \tilde{\mathbf{K}}_x \mathbf{s}_z &= j \llbracket \mu_{yy} \rrbracket \mathbf{u}_y \\ \tilde{\mathbf{K}}_x \mathbf{u}_y - \tilde{\mathbf{K}}_y \mathbf{u}_x &= j \llbracket \varepsilon_{zz} \rrbracket \mathbf{s}_z & \tilde{\mathbf{K}}_x \mathbf{s}_y - \tilde{\mathbf{K}}_y \mathbf{s}_x &= j \llbracket \mu_{zz} \rrbracket \mathbf{u}_z \end{aligned}$$

Solve for longitudinal components.

$$\mathbf{u}_z = -j \llbracket \mu_{zz} \rrbracket^{-1} (\tilde{\mathbf{K}}_x \mathbf{s}_y - \tilde{\mathbf{K}}_y \mathbf{s}_x) \quad \mathbf{s}_z = -j \llbracket \varepsilon_{zz} \rrbracket^{-1} (\tilde{\mathbf{K}}_x \mathbf{u}_y - \tilde{\mathbf{K}}_y \mathbf{u}_x)$$

Eliminate longitudinal components.

$$\begin{aligned} j \tilde{\mathbf{K}}_x \llbracket \mu_{zz} \rrbracket^{-1} \tilde{\mathbf{K}}_y \mathbf{s}_x + j \left( \llbracket \varepsilon_{yy} \rrbracket - \tilde{\mathbf{K}}_x \llbracket \mu_{zz} \rrbracket^{-1} \tilde{\mathbf{K}}_x \right) \mathbf{s}_y + \tilde{\mathbf{G}}_z \mathbf{u}_x &= \tilde{\beta}_z \mathbf{u}_x \\ j \left( \tilde{\mathbf{K}}_y \llbracket \mu_{zz} \rrbracket^{-1} \tilde{\mathbf{K}}_y - \llbracket \varepsilon_{xx} \rrbracket \right) \mathbf{s}_x - j \tilde{\mathbf{K}}_y \llbracket \mu_{zz} \rrbracket^{-1} \tilde{\mathbf{K}}_x \mathbf{s}_y + \tilde{\mathbf{G}}_z \mathbf{u}_y &= \tilde{\beta}_z \mathbf{u}_y \\ \tilde{\mathbf{G}}_z \mathbf{s}_x + j \tilde{\mathbf{K}}_x \llbracket \varepsilon_{zz} \rrbracket^{-1} \tilde{\mathbf{K}}_y \mathbf{u}_x + j \left( \llbracket \mu_{yy} \rrbracket - \tilde{\mathbf{K}}_x \llbracket \varepsilon_{zz} \rrbracket^{-1} \tilde{\mathbf{K}}_x \right) \mathbf{u}_y &= \tilde{\beta}_z \mathbf{s}_x \\ \tilde{\mathbf{G}}_z \mathbf{s}_y + \left( j \tilde{\mathbf{K}}_y \llbracket \varepsilon_{zz} \rrbracket^{-1} \tilde{\mathbf{K}}_y - j \llbracket \mu_{xx} \rrbracket \right) \mathbf{u}_x - j \tilde{\mathbf{K}}_y \llbracket \varepsilon_{zz} \rrbracket^{-1} \tilde{\mathbf{K}}_x \mathbf{u}_y &= \tilde{\beta}_z \mathbf{s}_y \end{aligned}$$

Lecture 20

Slide 38

## Alternate 3D-PWEM Formulation (2 of 2)

In block matrix form, we have

$$\begin{bmatrix} \tilde{\mathbf{G}}_z & \mathbf{0} & j\tilde{\mathbf{K}}_x \llbracket \varepsilon_{zz} \rrbracket^{-1} \tilde{\mathbf{K}}_y & j(\llbracket \mu_{yy} \rrbracket - \tilde{\mathbf{K}}_x \llbracket \varepsilon_{zz} \rrbracket^{-1} \tilde{\mathbf{K}}_x) \\ \mathbf{0} & \tilde{\mathbf{G}}_z & j(\tilde{\mathbf{K}}_y \llbracket \varepsilon_{zz} \rrbracket^{-1} \tilde{\mathbf{K}}_y - \llbracket \mu_{xx} \rrbracket) & -j\tilde{\mathbf{K}}_y \llbracket \varepsilon_{zz} \rrbracket^{-1} \tilde{\mathbf{K}}_x \\ j\tilde{\mathbf{K}}_x \llbracket \mu_{zz} \rrbracket^{-1} \tilde{\mathbf{K}}_y & j(\llbracket \varepsilon_{yy} \rrbracket - \tilde{\mathbf{K}}_x \llbracket \mu_{zz} \rrbracket^{-1} \tilde{\mathbf{K}}_x) & \tilde{\mathbf{G}}_z & \mathbf{0} \\ j(\tilde{\mathbf{K}}_y \llbracket \mu_{zz} \rrbracket^{-1} \tilde{\mathbf{K}}_y - \llbracket \varepsilon_{xx} \rrbracket) & -j\tilde{\mathbf{K}}_y \llbracket \mu_{zz} \rrbracket^{-1} \tilde{\mathbf{K}}_x & \mathbf{0} & \tilde{\mathbf{G}}_z \end{bmatrix} \begin{bmatrix} \mathbf{s}_x \\ \mathbf{s}_y \\ \mathbf{u}_x \\ \mathbf{u}_y \end{bmatrix} = \tilde{\beta}_z \begin{bmatrix} \mathbf{s}_x \\ \mathbf{s}_y \\ \mathbf{u}_x \\ \mathbf{u}_y \end{bmatrix}$$

Lecture 20

Slide 39

## Alternate 1D-PWEM Formulation

For 1D, our eigen-value problem is

Ex Mode

$$-\mathbf{K}_z \mathbf{u}_y = jk_0 \llbracket \varepsilon_{xx} \rrbracket \mathbf{s}_x$$

$$\mathbf{K}_z \mathbf{s}_x = jk_0 \llbracket \mu_{yy} \rrbracket \mathbf{u}_y$$

↓

$$-(\tilde{\beta}_z \mathbf{I} - \tilde{\mathbf{G}}_z) \mathbf{u}_y = j \llbracket \varepsilon_{xx} \rrbracket \mathbf{s}_x$$

$$(\tilde{\beta}_z \mathbf{I} - \tilde{\mathbf{G}}_z) \mathbf{s}_x = j \llbracket \mu_{yy} \rrbracket \mathbf{u}_y$$

↓

$$\tilde{\mathbf{G}}_z \mathbf{s}_x + j \llbracket \mu_{yy} \rrbracket \mathbf{u}_y = \tilde{\beta}_z \mathbf{s}_x$$

$$-j \llbracket \varepsilon_{xx} \rrbracket \mathbf{s}_x + \tilde{\mathbf{G}}_z \mathbf{u}_y = \tilde{\beta}_z \mathbf{u}_y$$

↓

$$\begin{bmatrix} \tilde{\mathbf{G}}_z & j \llbracket \mu_{yy} \rrbracket \\ -j \llbracket \varepsilon_{xx} \rrbracket & \tilde{\mathbf{G}}_z \end{bmatrix} \begin{bmatrix} \mathbf{s}_x \\ \mathbf{u}_y \end{bmatrix} = \tilde{\beta}_z \begin{bmatrix} \mathbf{s}_x \\ \mathbf{u}_y \end{bmatrix}$$

Ey Mode

$$\mathbf{K}_z \mathbf{u}_x = jk_0 \llbracket \varepsilon_{yy} \rrbracket \mathbf{s}_y$$

$$-\mathbf{K}_z \mathbf{s}_y = jk_0 \llbracket \mu_{xx} \rrbracket \mathbf{u}_x$$

↓

$$(\tilde{\beta}_z \mathbf{I} - \tilde{\mathbf{G}}_z) \mathbf{u}_x = j \llbracket \varepsilon_{yy} \rrbracket \mathbf{s}_y$$

$$-(\tilde{\beta}_z \mathbf{I} - \tilde{\mathbf{G}}_z) \mathbf{s}_y = j \llbracket \mu_{xx} \rrbracket \mathbf{u}_x$$

↓

$$\tilde{\mathbf{G}}_z \mathbf{s}_y - j \llbracket \mu_{xx} \rrbracket \mathbf{u}_x = \tilde{\beta}_z \mathbf{s}_y$$

$$j \llbracket \varepsilon_{yy} \rrbracket \mathbf{s}_y + \tilde{\mathbf{G}}_z \mathbf{u}_x = \tilde{\beta}_z \mathbf{u}_x$$

↓

$$\begin{bmatrix} \tilde{\mathbf{G}}_z & -j \llbracket \mu_{xx} \rrbracket \\ j \llbracket \varepsilon_{yy} \rrbracket & \tilde{\mathbf{G}}_z \end{bmatrix} \begin{bmatrix} \mathbf{s}_y \\ \mathbf{u}_x \end{bmatrix} = \tilde{\beta}_z \begin{bmatrix} \mathbf{s}_y \\ \mathbf{u}_x \end{bmatrix}$$

Lecture 20

Slide 40

# Reduced Bloch Mode Expansion (RBME) Technique



Mahmoud I. Hussein, "Reduced Bloch mode expansion for periodic media band structure calculations," Proc. R. Soc. A **465**, pp. 2825-2848, 2009.

Lecture 20

Slide 41

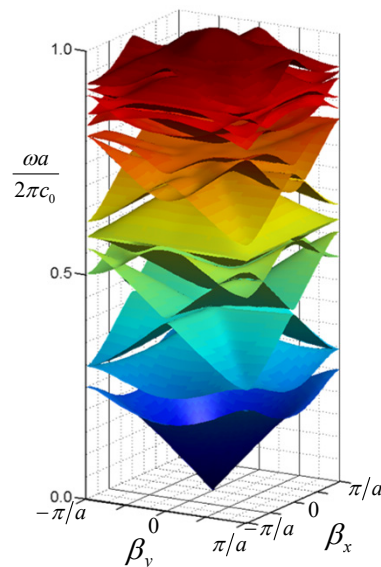
## The Problem



Suppose we wish to calculate a photonic band diagram or calculate the full bands throughout the entire Brillouin zone.

For 2D simulations, typical matrix size is  $400 \times 400$ . For 3D simulations, typical matrix size is  $12,000 \times 12,000$ . These large matrices must be solved for each Bloch wave vector of interest. This is typically 100's of vectors.

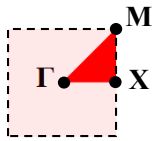
Run time is long and computation is bogged down.



Lecture 20

42

### Step 1: Calculate the Full Solution at Only the Key Points of Symmetry



**Notes**

- Ensure that no redundant points are used or RBME will fail.
- An asymmetric distribution of key points will lead to asymmetry in the data calculated from them.
- You can improve accuracy by adding more key points, but this will be slower and less efficient.

$$V_{\Gamma} = \begin{bmatrix} \mathbf{v}_{\Gamma}^{(1)} & \mathbf{v}_{\Gamma}^{(2)} & \mathbf{v}_{\Gamma}^{(3)} & \dots & \mathbf{v}_{\Gamma}^{(N)} \end{bmatrix}$$

$$V_X = \begin{bmatrix} \mathbf{v}_X^{(1)} & \mathbf{v}_X^{(2)} & \mathbf{v}_X^{(3)} & \dots & \mathbf{v}_X^{(N)} \end{bmatrix}$$

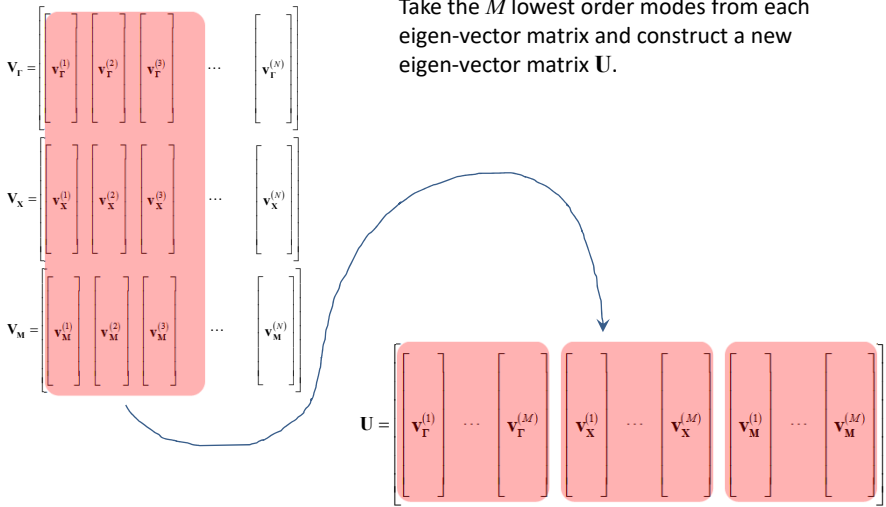
$$V_M = \begin{bmatrix} \mathbf{v}_M^{(1)} & \mathbf{v}_M^{(2)} & \mathbf{v}_M^{(3)} & \dots & \mathbf{v}_M^{(N)} \end{bmatrix}$$

```

    graph LR
      Start(( )) --> Done{Done?}
      Done --> Construct[Construct full PWEM Eigen-Value Problem]
      Construct --> Solve[Solve full PWEM Eigen-Value Problem]
      Solve --> Append[Append Transformation Matrix U]
      Append --> Loop[Loop through key points of symmetry]
      Loop --> Done
  
```

Lecture 20 43

### Step 2: Combine Eigen-Vector Matrices Using Lowest Order Modes



Take the  $M$  lowest order modes from each eigen-vector matrix and construct a new eigen-vector matrix  $U$ .

$$U = \begin{bmatrix} \mathbf{v}_{\Gamma}^{(1)} & \dots & \mathbf{v}_{\Gamma}^{(M)} & \mathbf{v}_X^{(1)} & \dots & \mathbf{v}_X^{(M)} & \mathbf{v}_M^{(1)} & \dots & \mathbf{v}_M^{(M)} \end{bmatrix}$$

$U$  does not have to be a square matrix.

Lecture 20 44

### Step 3: Perform Gram-Schmidt Orthonormalization on the Matrix $\mathbf{U}$



$$\mathbf{U} = \left[ \begin{array}{c|c|c|c|c|c} \left[ \begin{array}{c} \vdots \\ \mathbf{v}_\Gamma^{(1)} \\ \vdots \end{array} \right] & \dots & \left[ \begin{array}{c} \vdots \\ \mathbf{v}_\Gamma^{(M)} \\ \vdots \end{array} \right] & \left[ \begin{array}{c} \vdots \\ \mathbf{v}_X^{(1)} \\ \vdots \end{array} \right] & \dots & \left[ \begin{array}{c} \vdots \\ \mathbf{v}_X^{(M)} \\ \vdots \end{array} \right] & \left[ \begin{array}{c} \vdots \\ \mathbf{v}_M^{(1)} \\ \vdots \end{array} \right] & \dots & \left[ \begin{array}{c} \vdots \\ \mathbf{v}_M^{(M)} \\ \vdots \end{array} \right] \end{array} \right]$$



$$\tilde{\mathbf{U}} = \left[ \begin{array}{c|c|c|c|c|c} \left[ \begin{array}{c} \vdots \\ \tilde{\mathbf{v}}_\Gamma^{(1)} \\ \vdots \end{array} \right] & \dots & \left[ \begin{array}{c} \vdots \\ \tilde{\mathbf{v}}_\Gamma^{(M)} \\ \vdots \end{array} \right] & \left[ \begin{array}{c} \vdots \\ \tilde{\mathbf{v}}_X^{(1)} \\ \vdots \end{array} \right] & \dots & \left[ \begin{array}{c} \vdots \\ \tilde{\mathbf{v}}_X^{(M)} \\ \vdots \end{array} \right] & \left[ \begin{array}{c} \vdots \\ \tilde{\mathbf{v}}_M^{(1)} \\ \vdots \end{array} \right] & \dots & \left[ \begin{array}{c} \vdots \\ \tilde{\mathbf{v}}_M^{(M)} \\ \vdots \end{array} \right] \end{array} \right]$$

Lecture 20

45

### Gram-Schmidt Orthonormalization



$$\mathbf{U} = \left[ \begin{array}{c|c|c|c|c} \left[ \begin{array}{c} \vdots \\ \mathbf{v}_1 \\ \vdots \end{array} \right] & \left[ \begin{array}{c} \vdots \\ \mathbf{v}_2 \\ \vdots \end{array} \right] & \left[ \begin{array}{c} \vdots \\ \mathbf{v}_3 \\ \vdots \end{array} \right] & \dots & \left[ \begin{array}{c} \vdots \\ \mathbf{v}_{M-1} \\ \vdots \end{array} \right] & \left[ \begin{array}{c} \vdots \\ \mathbf{v}_M \\ \vdots \end{array} \right] \end{array} \right]$$

$$\text{Step 1: } \tilde{\mathbf{v}}_1 = \frac{\mathbf{v}_1}{\|\mathbf{v}_1\|}$$

$$\text{Step 2: } \tilde{\mathbf{v}}_2 = \frac{\mathbf{v}_2 - (\mathbf{v}_2 \cdot \tilde{\mathbf{v}}_1) \tilde{\mathbf{v}}_1}{\|\mathbf{v}_2 - (\mathbf{v}_2 \cdot \tilde{\mathbf{v}}_1) \tilde{\mathbf{v}}_1\|}$$

$$\text{Step 3: } \tilde{\mathbf{v}}_3 = \frac{\mathbf{v}_3 - (\mathbf{v}_3 \cdot \tilde{\mathbf{v}}_2) \tilde{\mathbf{v}}_2 - (\mathbf{v}_3 \cdot \tilde{\mathbf{v}}_1) \tilde{\mathbf{v}}_1}{\|\mathbf{v}_3 - (\mathbf{v}_3 \cdot \tilde{\mathbf{v}}_2) \tilde{\mathbf{v}}_2 - (\mathbf{v}_3 \cdot \tilde{\mathbf{v}}_1) \tilde{\mathbf{v}}_1\|}$$

$$\vdots$$

This algorithm essentially just removes the components of the previous vectors and then normalizes the amplitude.

Lecture 20

46

#### Step 4: Construct Eigen-Value Problem for the Next $\beta$



Construct the standard PWEM eigen-value problem for the next  $\beta$ , but do not solve it yet.

$$\mathbf{Ax} = \lambda \mathbf{Bx}$$

$$\mathbf{A} = \begin{cases} \mathbf{K}_x [[\mu_r]]^{-1} \mathbf{K}_x + \mathbf{K}_y [[\mu_r]]^{-1} \mathbf{K}_y & \text{E Mode} \\ \mathbf{K}_x [[\varepsilon_r]]^{-1} \mathbf{K}_x + \mathbf{K}_y [[\varepsilon_r]]^{-1} \mathbf{K}_y & \text{H Mode} \end{cases}$$

$$\mathbf{B} = \begin{cases} [[\varepsilon_r]] & \text{E Mode} \\ [[\mu_r]] & \text{H Mode} \end{cases}$$

Lecture 20

47

#### Step 5: Reduce Matrix Size by Expanding into Bloch Modes as the Basis

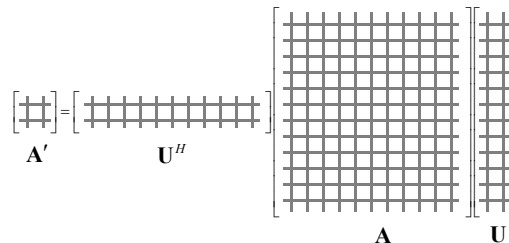


Perform a linear transformation that expresses the field in terms of the new basis formed from the reduced set of Bloch modes.

This dramatically reduces the size of the matrices while retaining excellent accuracy because those Bloch modes more efficiently describe the fields in the structure.

$$\mathbf{A}' = \tilde{\mathbf{U}}^H \mathbf{A} \tilde{\mathbf{U}}$$

$$\mathbf{B}' = \tilde{\mathbf{U}}^H \mathbf{B} \tilde{\mathbf{U}}$$



Lecture 20

48



## Step 6: Solve the Reduced Eigen-Value Problem



The reduced eigen-value problem is solved according to

$$\mathbf{A}'\mathbf{x} = \lambda\mathbf{B}'\mathbf{x} \quad \rightarrow \quad \mathbf{V}', \lambda$$

The eigen-values are interpreted the same as in the standard PWEM.

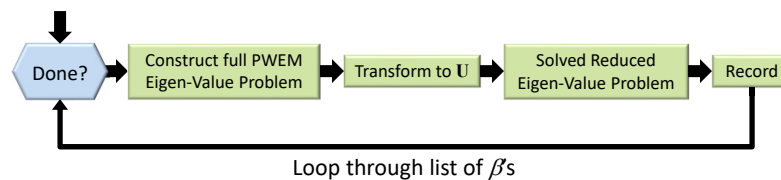
If they are needed, the eigen-vectors must be transformed back into a plane wave basis to be compatible with the standard PWEM.

$$\mathbf{V} = \tilde{\mathbf{U}}\mathbf{V}'\tilde{\mathbf{U}}^H$$

Lecture 20

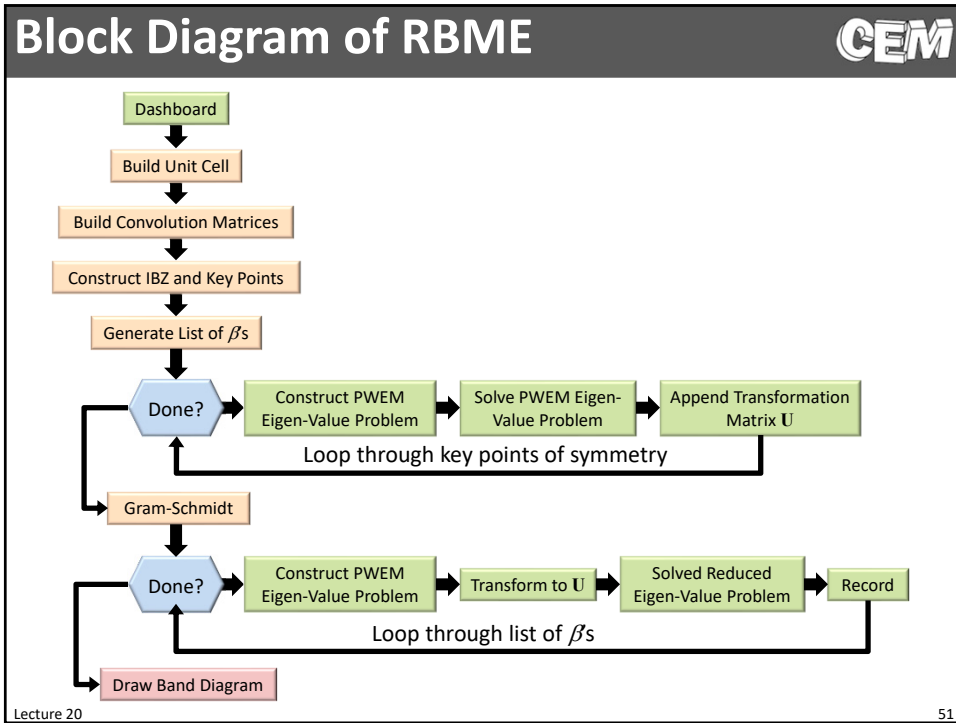
49

## Step 7: Repeat Procedure for Each Bloch Wave Vector in IBZ

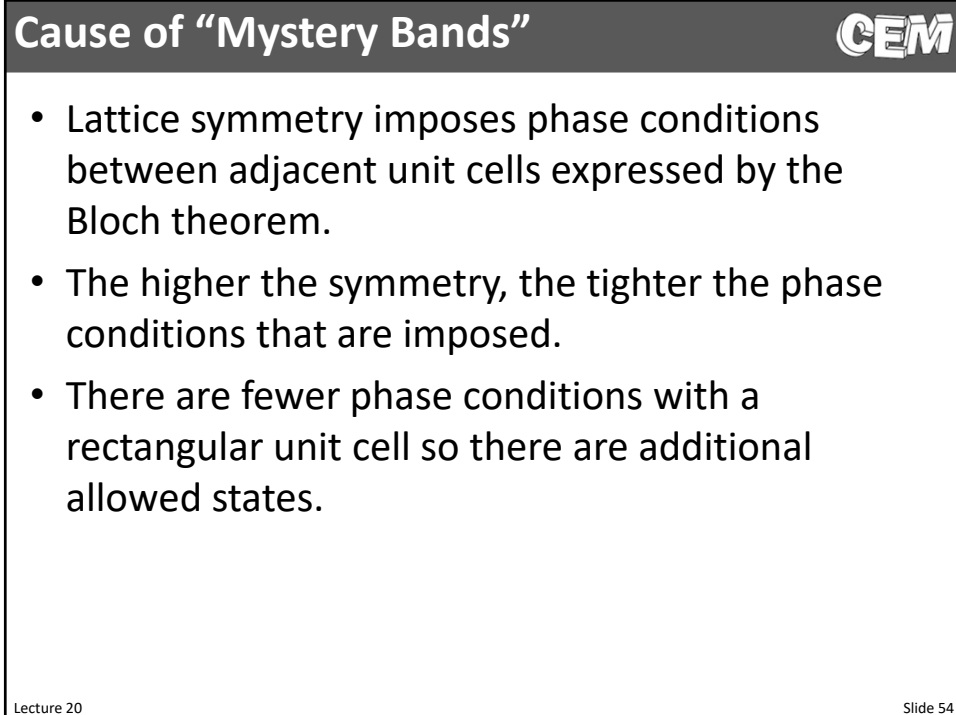
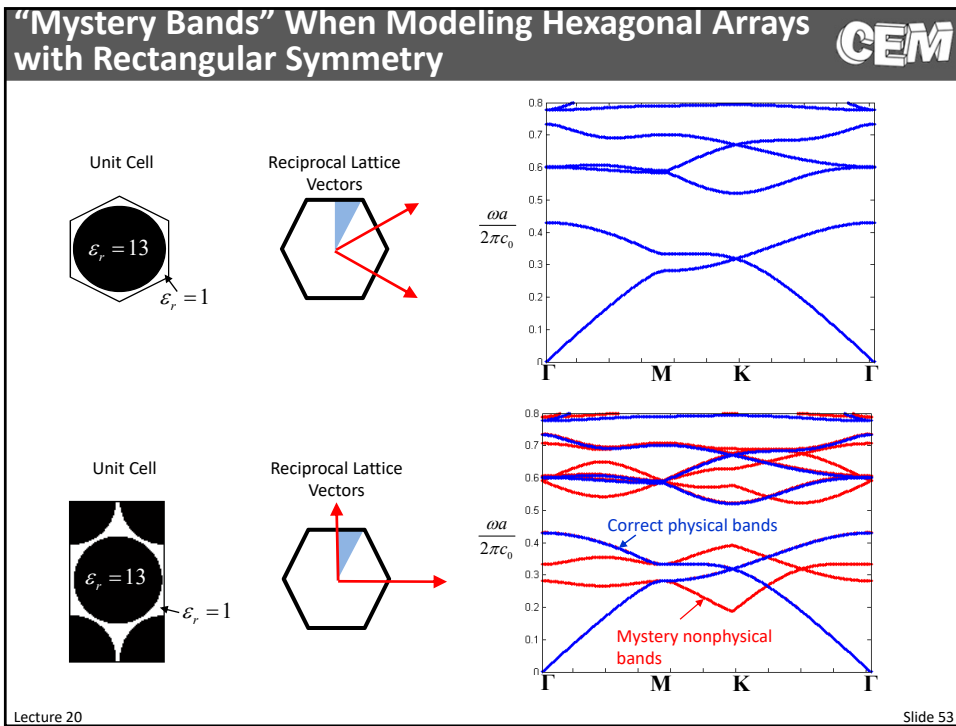


Lecture 20

50



# Generalized Symmetry



## The Fix



The fix is to construct the convolution matrices for the general symmetry case.

The standard FFT can no longer be used and this process is more numerically intensive.

For 2D periodic functions, the expansion is

$$f(x, y) = \sum_{p=-\infty}^{\infty} \sum_{q=-\infty}^{\infty} a_{p,q} e^{j(p\bar{T}_1 + q\bar{T}_2) \cdot \vec{r}} \quad a_{p,q} = \frac{1}{A} \iint_A f(x, y) e^{-j(p\bar{T}_1 + q\bar{T}_2) \cdot \vec{r}} dA$$

For 3D periodic functions, this is

$$f(\vec{r}) = \sum_{p=-\infty}^{\infty} \sum_{q=-\infty}^{\infty} \sum_{r=-\infty}^{\infty} a_{p,q,r} e^{j(p\bar{T}_1 + q\bar{T}_2 + r\bar{T}_3) \cdot \vec{r}} \quad a_{p,q,r} = \frac{1}{V} \iiint_V f(\vec{r}) e^{-j(p\bar{T}_1 + q\bar{T}_2 + r\bar{T}_3) \cdot \vec{r}} dV$$



These must be numerically evaluated.